

GROSSE POINTE PUBLIC SCHOOL SYSTEM

Each and Every Child, Each and Every Day

Parcells Newsletter

November 2016

<http://gpschools.schoolwires.net/gpparcells>

Important dates in November:

Every Monday through Thursday:

3:20PM-4:15PM ACE

Every Monday:

Late Start

Every Wednesday:

3:20PM-4:20PM Art Club Rm 215

3:25PM-4:15PM Detention

Every Thursday:

7th Hour Testing Rm 100

3:30PM-4:15PM Diversity Club Rm 102

Every Friday:

3:25PM-5:15PM Detention

11/2/2016

3:30PM-4:30PM Cheerleading Practice

3:30PM-4:30PM NJHS General Meeting

11/3/2016

3:30PM-4:30PM Yearbook Club Meeting Rm 211

3:30PM-4:30PM Strong Girls Rm 204

11/4/2016

End of 1st Quarter

NJHS hours due by 3:30PM

North Field Trip "Peter Pan" Play

War Dance

11/7/2016

7:00AM-8:30AM 7/8 Boys Basketball Try Outs

11/8/2016

NO SCHOOL

Election Day

11/9/2016

7:00AM-8:00AM 7/8 Boys Basketball Tryouts

8th Grade Career Cruising- Social Studies Classes

3:30PM-4:30PM Cheerleading Practice

7:00PM-8:30PM Parcells Music Dept. Concert

11/10/2016

Middle School 1st Quarter Grades due at noon

8th Grade Career Cruising- Social Studies Classes

3:20PM-4:20PM Student Council Meeting

3:30PM-4:30PM Strong Girls Rm 204

7:00PM-8:00PM College Selection - Family Center Location: Brownell Middle School

7:00PM-8:00PM Cell Phone: Tool or Toy- Family Center Location: Brownell Middle School

11/11/2016

3:30PM-5:15PM 7/8 Boys Basketball Tryouts/Practice

6th Grade Reward Movie "Remember the Titans" during 2nd & 3rd hours

Last Day for Turkey Donations (Lifeskills)

11/13/2016

1:00PM-3:00PM GPPSS Open House

11/14/2016 (FULL MOON)

11:00AM-11:30AM WEB Leader Lunch

MS/HS Report Cards available online via Parent Portal

3:30PM-5:15PM FINAL CUTS 7th Grade Boys Basketball/8th Grade Practice

6:45PM-8:00PM Parent Technology Night in Media Center

11/16/2016

3:30PM-4:30PM Cheerleading Practice

11/17/2016

3:30PM-4:30PM Yearbook Club Meeting Rm 211

4:30 PM-7:00 PM Parent Teacher Conferences

11/18/2016

3:30PM-6:00PM 6th Grade WEB Movie

11/21/2016

7:00PM-8:00PM PTO Meeting in the School Library

11/22/2016

8:20AM-11:35AM 1/2 day for students

8:30AM-11:30AM 8th Graders at North HS

12:30PM-3:00PM Parent Teacher Conferences

4:30PM-7:00PM Parent Teacher Conferences

11/23/2016 - 11/25/16

Thanksgiving Break (NO SCHOOL)

11/29/2016

Winter Warming Drive Kickoff

11/30/2016

8:30AM-3:00PM 6th Gr. Field Trip - A Christmas Carol

From the Principal's Desk

Happy November!

The 2016-17 school year continues to fly by! October was a busy month, full of testing, assemblies, and other school activities. Our 8th graders successfully completed the PSAT and our 6th, 7th, and 8th graders were tested using the NWEA. On October 11th, our students took part in our "ONE Parcells" photo and program, celebrating our unity as a Parcells family. Our 6th grade team organized an all grade kickball event, and our AVID students decorated "college ready" pumpkins. November looks to be another busy month. The Parcells Panther Players will be joining North High School Theatre, putting on their show, "Peter Pan" on November 4-6. The whole school will be walking over to the North PAC to see the show on the 4th. We will also be holding two important events for parents, our Parent/Teacher Conferences as well as a Parent Technology Night. Finally, on November 22nd, all of our 8th grade students will spend the morning at North High School, learning about the exemplary programs that North High School will provide them.

Parent Teacher Conferences

Perhaps the most important school related event in November are our Parent Teacher Conferences. This year, conferences will be held on Thursday, November 17th, from 5- 7:30pm, and on Tuesday, November 22nd, from 1-3:30pm and 5-7:30pm. Conferences are held in the main Gymnasium, and are a time for parents to meet all of their child's teachers to discuss their progress, successes, and concerns. We are hoping to see 100% of our parents/guardians in attendance.

Parent Technology Boot Camp

Back by popular demand, our 3rd "Parent Technology Bootcamp" will take place on Monday, November 14th. With many new types of classroom technology popping up on regular basis, many of our parents are feeling the struggle to keep up with their students. So, the idea of hosting a night where parents could learn about the different types of technology was created. All attendees will start in the Library for an overview of the event. From there, parents will have the opportunity to attend sessions on the technology programs we use at Parcells. Our topics will include Pinnacle Gradebook, The Homework Calendar, and ways to keep up with your student's grades, Google Classroom, Google Apps, and all things Google!, Classroom Engagement Technology such as iPad/iPhone/Android Apps, Prezi, Twitter, Kahoot, and Remind. If the event is a success and there are other topics that Parents would like to learn more about, we will plan another session for January or February. We hope to see you there!

Annual Parcells Holiday Bazaar - December 3rd

Our PTO is busy putting together our annual fundraising event. If you are not able to volunteer your time, I hope you are all able to stop by the craft show to support our school. Money raised from the Bazaar supports our clubs, activities, and performing arts programs at Parcells.

Wishing you a Happy Thanksgiving and a great month of November,
Dan Hartley, Principal




Parcells Middle School

Parent Technology Boot Camp



Monday, November 14th
6:45 - 8pm

Parcells Media Center



Stay connected to your Middle Schooler

The Counselors' Corner

November 2016

End of 1st Quarter- November 4th!

Please check Pinnacle to see your students' current grades. If you are having a problem connecting into Pinnacle, please contact us and we will help you set it up.

Michigan School Counselor Association Conference- November 6th and 7th

Mrs. Radant and Mrs. Palffy will be in East Lansing these days for the MSCA conference

8th grade Career Cruising- November 9th and 10th

The 8th graders will explore colleges and majors that interest them during their Social Studies classes.

WEB Lesson- November 15th

The 8th grade WEB leaders will be delivering a lesson, "Everyone Matters", to the 6th grade 1P classes.

Parent/Teacher Conferences- November 17th and 22nd . We look forward to seeing you!

November 17th 4:30-7pm

November 22nd 12:30-3:00pm and 4:30- 7:00pm

WEB 6th grade Movie Night- November 18th

3:30-5:30 WEB leaders are hosting a movie night for all 6th grade students. Permission slips will go out and must be returned. Pizza will be sold. More information to come.

8th Grade Day at North on November 22nd

8th graders will be dropped off by 8:20 and picked up by 10:30 at North HS

Winter Warming Drive Kickoff- November 29th

NJHS, WEB, and Student Council are sponsoring a Winter Warming Drive starting November 29th in One Parells class. Please bring in any socks, hats, gloves, scarves, etc that you can to help support our chosen warming station in Detroit. More information to come.

Naviance Training- November 8th and 30th

Mrs. Radant and Mrs. Palffy will be spending time this year learning to use the Naviance program at the middle school level. This will be implemented next year instead of Career Cruising.

To find out more, check out the Counseling website and join us on Facebook (Parcells Middle School Counseling Office) and Twitter (ParcellsCounsel) to be the first to hear what's new in the counseling offices. Please feel free to contact your student's counselor with any questions or concerns!

Kimberly Radant (A-K)
(313) 432-4618
Kimberly.Radant@gpschools.org

Carla Palffy (L-Z)
(313) 432-4620
Carla.Palffy@gpschools.org



Panther Parent Pointers

Let's Talk Technology

Technology is an integral part of modern life. Many parents/guardians report that their children are much more tech-savvy than they are! While our children may know many things about modern technology, adults must play a vital role in setting limits, ensuring safety and teaching children how to incorporate healthy technology habits into their lives.

Here are a few excerpts from the American Academy of Pediatrics (AAP)¹

1. **Treat media as you would any other environment in your child's life.** Set limits; kids need and expect them. Know your children's friends, both online and off. Know what platforms, software, and apps your children are using, where they are going on the web, and what they are doing online.
2. **Set limits and encourage playtime.** Tech use, like all other activities, should have reasonable limits. Unstructured and offline play stimulates creativity. Make unplugged playtime a daily priority, especially for very young children. And—don't forget to join your children in unplugged play whenever you're able.
3. **Families, who play together, learn together.** Family participation is also great for media activities—it encourages social interactions, bonding, and learning. Play a video game with your kids. It's a good way to demonstrate good sportsmanship and gaming etiquette.
4. **Be a good role model.** Teach and model kindness and good manners online. And, because children are great mimics, limit your own media use.
5. **Know the value of face-to-face communication.** Very young children learn best through two-way communication. Engaging in back-and-forth "talk time" is critical for language development. Conversations can be face-to-face or, if necessary, by video chat, with a traveling parent or far-away grandparent. Research has shown that it's that "back-and-forth conversation" that improves language skills—much more so than "passive" listening or one-way interaction with a screen.
6. **Create tech-free zones.** Keep family mealtimes and other family and social gatherings tech-free. Recharge devices overnight—outside your child's bedroom to help children avoid the temptation to use them when they should be sleeping.
7. **Don't use technology as an emotional pacifier.** Media can be very effective in keeping kids calm and quiet, but it should not be the only way they learn to calm down. Children need to be taught how to identify and handle strong emotions, come up with activities to manage boredom, or calm down through breathing, talking about ways to solve the problem, and finding other strategies for channeling emotions.
8. **Apps for kids – do your homework.** More than 80,000 apps are labeled as educational, but little research has demonstrated their actual quality. Products pitched as "interactive" should require more than "pushing and swiping." Look to organizations like Common Sense Media for reviews about age-appropriate apps, games, and programs to guide you in making the best choices for your children.
9. **It's OK for your teen to be online.** Online relationships are part of typical adolescent development. Social media can support teens as they explore and discover more about themselves and their place in the grown-up world. Just be sure your teen is behaving appropriately in both the real and online worlds. Many teens need to be reminded that a platform's privacy settings do not make things actually "private" and that images, thoughts, and behaviors teens share online will instantly become a part of their digital footprint indefinitely. Keep lines of communication open and let them know you're there if they have questions or concerns.
10. **Remember: Kids will be kids. Kids will make mistakes using media.** Try to handle errors with empathy and turn a mistake into a teachable moment. But some indiscretions, such as sexting, bullying, or posting self-harm images, may be a red flag that hints at trouble ahead. Parents should take a closer look at your child's behaviors and, if needed, enlist supportive professional help, including from your pediatrician.

1 American Academy of Pediatrics (Copyright © 2015)

The Parcels student support team is available if you have concerns about your child's technology use. Remember there is no substitute for face-to-face parent/child time. Technology is here to stay but families are stronger when they focus on safety and appropriate technology use.

For questions or more information contact the Parcels support services team at 432-4600:

Susan Fell, School Social Worker

Carla Palfy, Counselor

Dr. Heather Carroll, School Psychologist

Kim Radant, Counselor




Greetings from the English Department

It is hard to believe that we are almost done with a quarter of the school year, but it has been a great start in the English department. With teachers starting wrapping up their first quarter grades, it's definitely a good idea to take some time to check PINNACLE for grade updates and set up automatic notices. Also, check out the HOMEWORK CALENDAR for each teacher's weekly updates.

The English teachers in the 7th and 8th grade have distributed Peter Pan permission slips to students. These permission slips will allow our students to walk with the rest of the school to see the North and Parcells collaborative play, on November 4th. Permission slips are due to teachers by Monday, October 31st, please contact your student's English teacher with any questions. 6th grade students are to submit slips to their Social Studies teacher.

Finally, English teachers would like to thank all families for supporting our efforts thus far this year. Specifically, Mrs. Kifer and Mr. Hakim hosted a poetry slam in late September to wrap up the unit, and it was only successful through the help and attendance of parents. In addition, students in Mr. Hakim's class wrote essays for the "America and Me" essay contest, writing about their personal "Michigan Hero," and the inspiration for many of the essays came from homes. So we want to take the time to thank all families for supporting your students' successes, both those that have past and those yet to come!

WHY READ 20 MINUTES AT HOME?

Student A Reads	Student B Reads	Student C Reads
❖ 20 minutes per day.	❖ 5 minutes per day.	❖ 1 minute per day
❖ 3,600 minutes per school year.	❖ 900 minutes per school year.	❖ 180 minutes per school year.
❖ 1,800,000 words per year.	❖ 282,000 words per year.	❖ 8,000 words per year.
		
❖ Scores in the 90 th percentile on standardized tests.	❖ Scores in the 50 th percentile on standardized tests.	❖ Scores in the 10 th percentile on standardized tests.

If they start reading for 20 minutes per night in Kindergarten, by the end of 6th grade, Student A will have read for the equivalent of 60 school days, Student B will have read for 12 school days, and Student C will have read for 3.

(Joyce and Korman, 1992.)

WANT TO BE A BETTER READER? SIMPLY READ.

Greetings from the Social Studies Department

Mr. Cooper will be holding the annual National Geographic Geography Bee in his classroom (205) on Thursday, January 19, 2017. The Bee will take place from 3:30 until the last student is standing. In past years the Bee has lasted until 6 pm. Students may leave when they are eliminated. Pizza will be provided for the top 10 contestants making it to the final round that evening.

The Parcells winner of the Bee earns a medallion from the National Geographical Society, and the chance to take a qualifying test for the Michigan competition. Only the top 100 students taking the test in the state move on for the Michigan competition. The winner of the Michigan competition goes to the National competition in Washington D.C. and competes for \$25,000 in college scholarship money.

Students from all grades are welcome to participate.

Social Studies



Greetings from the Choir Room!

Greetings from the choir room!

An exciting month is here! **Wednesday, November 9th** is the first concert of the year for 7th and 8th grade choirs. The concert begins at 7:00pm. It is a combined concert for 7th and 8th grade band, orchestra and choir. Students should report to Parcels **no later than 6:40 pm**. Dress code is as follows:

7th grade girls: Dressy black - You may wear a dress or a skirt/top or leggings with a long, dressy top; skin colored nylons, black dress shoes; simple jewelry.

7th grade boys: Dressy black with a green tie. You should wear a long-sleeved, button-down black dress shirt, black pants (not jeans!), black dress shoes (not tennis shoes!), black socks, black belt, and a GREEN tie.

8th grade girls: School-provided black dresses. You need to provide black character shoes or modest black heels, skin colored nylons, skin colored undergarments, simple stud earrings (if your ears are pierced)

8th grade boys: School-provided tuxedos. You need to provide black dress shoes (NOT tennis shoes!) and black socks.

DVDs of this concert will be for sale in the lobby for \$10 each. We are thankful to have a great videographer who is able to record our performance. Please try to bring \$10 cash to purchase your DVD.

As always, please let me know if you have any questions via email – leslie.saroli@gpschools.org. Thanks for your continued support of the Parcels choir program!

~ Mrs. Leslie Saroli



GYM SHORTS #3

Athletic News and Information

CONGRATULATIONS to our 7th grade Volleyball Team that went 10-0 for and UNDEFEATED record. Very proud of the girls and their Coaches Truza and Sage!!! Our 8th grade season is over as well and we thank Coach Hakim for his time.

Boy's Basketball tryouts will have begun by the time this gets to your homes. Our first Boy's Basketball game is scheduled for December 1, 2016. The coaches are Coach Sumbera and Coach Kaiser (who we welcome from St. Joan of Arc). Coach Kaiser is a Parcels graduate as well. Go Panthers!

Cheerleading squads were chosen and we are very fortunate to have both a JV squad and a Varsity squad. Thanks to both Coach Sabella and Coach McEveney for their time and efforts.

As a reminder that athletes must be passing 4 of their 6 classes to be eligible to compete and practice with our teams. This is in our code of conduct. They also must be strong in their work habits and conducts. You can see both of these documents off the Athletics tab on our Parcels webpage. We remind them that they are STUDENT ATHLETES!

Girls Basketball and Wrestling will begin after the Holiday break. Keep an eye on the athletic calendar for meeting dates and remind your student to keep an ear out as well.

As always, thank you for supporting Parcels Athletics!!!



Greetings from Lifeskills and Student Council

Life Skills News-

Students recently completed Mindfulness training with parent volunteer Katie Scarsella. We'd like to thank Mrs. Scarsella for volunteering her time to teach our students these wonderful techniques.

7/8 Life Skills students are getting ready to sew. This year students have chosen not one but two options, pajama pants or a duffel bag. Please check with your student for a supply list early November. We'd like all materials in class when we return from Thanksgiving break so that we can complete projects in time for winter break.

6th graders are ready to begin their machine sewing unit. If you haven't already done so, please send in the \$8. If you're able to volunteer in class, please email me ☺

It's TURKEY TIME! If your family is interested in donating a whole frozen turkey to be cooked in class during the week of November 14th, please plan to send one in anytime from now until Friday November 11th.



Last year, Parcels Life Skills students cooked and carved 56 turkey's which helped feed a Thanksgiving feast to over 1,000 hungry people in Metro Detroit. Turkey's will be cooked, carved and donated to Crossroads of Detroit. Crossroads is also looking for canned goods (vegetables, potatoes, gravy, etc.) for their meal. For more information, please feel free to email me- andrea.gruenwald@gpschools.org

Student Council-



A special thank you to all students who participated in our Fall clean-up day! We had beautiful weather and a lot of fun raking and beautifying our campus.

We are pleased to announce a school wide service learning project for the month of December. We will partner with WEB and NJHS for a

"Winter Warming Drive". All students are encouraged to bring in hats, gloves, scarves, socks, coats, mittens, etc. to be donated to the U of D warming center. Donations will be accepted through December 16th. The grade level who donates the most items will earn a special lunch party to reward their efforts!

Greetings from the Art Department

Each art class has been working hard on all kinds of mediums. Proportional faces, perspective drawings, radial designs, charcoal, watercolor, comic strips, stamped trees, product logos, illustrator animals, value drawings and even bubble paintings have been some of the things we've done so far. All art classes have work posted in the hallways. Please stop in and take a look during conferences.

Art Club: We are in the process of creating big murals for the hallways. They should be finished by December.

Yearbook Reminder: Yearbook Cover submissions are due by November 22nd. Please use an 8.5 x 11 inch piece of paper for your art. No words necessary. The winner will receive a FREE yearbook! Good Luck!

Thank you,
Amber Mades



ART CLUB!

Oct. 5th-Dec. 14th 2016

Wednesdays 3:20-4:20pm



YEARBOOK COVER CONTEST!

SIZE: 8 1/2 by 11 inches

DUE DATE:
Tuesday November 22nd
Give to Mrs. Makes

Images only, NO WORDS!

Winner will get a FREE yearbook!



2

0

1

6

PTO Corner

PTO Membership at Registration: Please consider volunteering for the various events held by the PTO. Your help is always appreciated!

PTO Meetings: PTO Meetings are open to all parents and are a great way to get involved in your child's school. They are generally held on the 3rd Monday of the month at 7:00, but some meetings are different due to holiday schedules or conflicts. Please check the school calendar for dates, or send an email to ekin.jeanette@gmail.com for a schedule of meetings.

Kroger Cards: Please register your Kroger Card to benefit the Parcels PTO. (see instructions) Even if you signed up last year, the enrollment period ended in April and it is necessary to re-register. This is an easy source of income for the PTO and it doesn't cost you anything!

School Clinic: The Clinic is in need of volunteers. Even if it's only for a few hours, every bit helps. If you are interested, please contact Sheri Favenyesi at sfavenyesi@wowway.com.

Kroger Plus Card Support Parcels – Enroll or Renew **www.kroger.com school id # 91050**



Parcels is an Evergreen School



KROGER PLUS CARD FUNDRAISER – Enroll Now!

2016 – 2017 Parcels Middle School (#91050) Kroger Plus Card Enrollment and Re-Enrollment Instructions

You can support Parcels Middle School by shopping at Kroger and using a registered Kroger Plus Card. Every time you use your Plus Card (or telephone number) at check-out, Kroger donates a percentage back to Parcels Middle School. Your participation makes a difference in our school community!

You can enroll your card any time during the year.

*****All participants must re-enroll each year between April 1 and April 30*****

To get started, please follow the steps for NEW ENROLLMENT (next) or RE-ENROLLMENT (below).

NEW ENROLLMENT

Go to www.kroger.com and click on “No Account? Register” located at the top right corner of the page.

If you are enrolling your card for the first time, please be aware that it is a two-part process. You have to complete both parts to link your Kroger Plus Card to Parcels Middle School.

Part One – Create a Kroger Account

- Provide your email address and create a password.
- Your password must be 6-12 characters long, and include at least one letter and one number.
- Select your preferred store. (Please note that Parcels Middle School will receive benefits wherever you shop.)
- Click the orange “Create Account” button.

If you experience a problem during this process, please contact Kroger for assistance at 877.576.7587.

Keep going....you have not linked your Plus Card to Parcels Middle School yet!

Part Two – Select Parcels Middle School as Your Community Rewards Partner

Go to www.kroger.com and click on “Sign In” at the top right corner of page. Using the email address and password from Part One, sign in to your Kroger Account.

- Click on **your first name** at the top right corner of the page.
- You will be on the “Account Summary” page.

- First, add your Plus Card number or 10-digit phone number and your last name. If you experience a problem at this stage, please contact Kroger at 877.576.7587.
- Second, add your Personal Information. You do not need to input your birth date.
- Third, choose Parcels Middle School as your Community Rewards Partner. Begin by clicking the orange **"Enroll"** button. Then complete these three steps:
 1. Find your Organization. Type **"Parcels Middle School"** and click **"Search."**
 2. Select your Organization. Select **Parcels Middle School (#91050)**.
 3. Click the orange **"Enroll"** button to complete your enrollment.

Now you have selected Parcels Middle School as your Community Rewards partner. Within one – two weeks, you should see a statement at the bottom of your receipts which says, "At your request, Kroger is donating to Parcels Middle School."

*****RE-ENROLLMENT*****

Go to www.kroger.com and click on "Sign In" at the top right corner of the page.

Sign in to your Kroger Account, using your email address and password. If you have forgotten your password, you can reset it. Don't give up...it just takes a moment to reset your password. Your password must be 6-12 characters long and include at least one letter and one number.

Click on **your first name** at top right corner of the page.

- You will be on the "Account Summary" page.
- Scroll down to **"Community Rewards"** at bottom of the page.
- Click the orange **"Re-enroll"** button.

You must complete the following three steps:

1. Find your Organization. Type **"Parcels Middle School"** and click **"Search."**
2. Select your Organization. Select **Parcels Middle School (# 91050)**.
3. Click the orange **"Enroll"** button to complete your enrollment.

Now you are re-enrolled for another year! You should continue to see the statement, "At your request, Kroger is donating to Parcels Middle School," at the bottom of your receipts.

Thank you for taking the time to select Parcels Middle School as your Kroger Community Rewards partner. We are grateful for your support.

If you encounter problems, please contact Kroger at 877.576.7587.

You can also contact Jennifer Michalski at jjmichal2@gmail.com or 313-310-0914

Your Grosse Pointe Public Library

The Grosse Pointe Public School System is grateful for its many community partnerships. To ensure we remain good neighbors with our partners in the Grosse Pointe Library System, we would like to take this opportunity to remind patrons of rules that will help us all utilize this community resource to its fullest potential.

Just as in school, there are guidelines for behavior and supervision at our local libraries. The library has a document entitled "Guidelines on Behavior" that will be enforced. It is available for review at the Youth Desk, but here are a few highlights we would appreciate your help in maintaining:

Visiting the Library

- We encourage all patrons to work together in order to ensure a safe, positive learning environment.
- Loitering outside the library, or excessive entrance and exit, is disruptive to this environment which is designed to support study, reading and other quiet activities.
- Please remember the Woods branch parking lot off Mack Avenue is locked during drop-off (7:30-8:30 a.m.) and pick-up time (2:45-3:30 p.m.) for the safety of our children.
- Our libraries, particularly the Woods branch, are busiest from 3:15-5:30 p.m., so it may be helpful for other patrons to visit at non peak hours.
- Children under the age of 9 cannot be left unattended. Guardians or caregivers must be age 13 or above themselves to watch younger students in the library. The library staff is not responsible for supervision of your children. Childcare is available for a fee through the GPPSS Kids Club and details can be found at www.gpschools.org or by calling 313-432-3067.

Computer Use

- Students need a valid library card or knowledge of their card number to use computers.
- Livetutor.com is available free of charge from 3-10 p.m. every day of the week.
- Computer use is limited to 30 minutes to ensure equitable access.
- Only one student is allowed to sit at a computer.
- No food or drinks are allowed at the computer.
- Students may bring their own earphones to use with computers; the library does not provide these.
- Printing is available from youth computers for a small fee (10¢ per black and white page, \$1 for color).

Working Together

- An expired library card or excessive fees may prevent patrons from using the computers or borrowing materials.
- Any patron, including students, with a pattern of disruptive behavior will be banned from the library.
- To keep track of library usage in those busy times, student patrons will be asked to sign in for programming or quiet study using their library card.

Please remember, this is our community library. Working together, parents, students, community members, and library and school personnel will maintain a positive library environment and experience for all.





CITY OF GROSSE POINTE WOODS DEPARTMENT OF PUBLIC SAFETY

JOHN KOSANKE, Director

20025 Mack Plaza

Grosse Pointe Woods, MI 48236-2397



City of Grosse Pointe Woods Car Seat Inspection Program

Did you know that four out of every five car seats are improperly installed? Is yours one of them? Is your child riding safely? **WE CAN HELP!** The City of Grosse Pointe Woods Department of Public Safety now has two nationally certified "Child Passenger Safety Inspectors" ready to serve you! The city now offers free car seat inspections at our department by appointment only.

Want to know if your child qualifies and what seat is best suitable for your child? You can follow these simple guidelines below:

STAGE 1: Birth – Approximately 2 years

Children younger than 2 years old are best protected riding in a rear-facing car seat. Most convertible seats accommodate rear-facing up to 35 pounds.

- Seat type: infant seat (carrier with or without base) or rear-facing convertible
- In vehicle: rear-facing in the back seat, ***never*** in front of an active air bag
- Harness straps: at or below shoulder level
- Harness clip: always at armpit level
- Straps: snug with no slack, "pinch test"
- Angle: 45 degree recline (may use pool noodles or a tightly rolled towel to achieve this angle if need be)
- Installation: less than one inch of movement when tested at the seat belt path

When using a rear-facing convertible seat, be sure to:

1. Use the rear-facing seat belt path.
2. Make sure the seat is in the reclined position.

When to turn your child to forward-facing?

Keep your child rear-facing up to the maximum limits of the infant car seat. Children who reach these limits before 2 years old should transition to a rear-facing convertible seat. Always follow the directions from the manufacturer.

STAGE 2: Approximately 2-4 Years

Most car seat harnesses can be used until a child reaches 40 pounds, but some seat harnesses have higher weight limits. Check the label on the seat.

- Seat type: forward-facing convertible or forward-facing only combination

Address reply to: Detective Ryan Schroerlucke

Telephone: (313) 343-2412 Fax: (313) 343-2439 Email: rschroerlucke@gpwmwi.us

- In vehicle: forward-facing in the back seat
- Harness straps: at or above shoulder level
- Harness clip: always at arm pit level
- Straps: snug with no slack, "pinch test"
- Angle: check car seat owner's manual for specific requirements
- Installation: less than one inch of movement when tested at the seat belt path

When using a forward-facing convertible seat, be sure to:

1. Use the forward-facing seat belt path
2. Switch the recline adjuster to the upright position

STAGE 3: Minimum 40 lbs – 4'9"

Booster seat help protect children by lifting them so the lap and shoulder seat belt connects with their strong bones. Children should remain in a booster seat until the seat belt fits correctly without it.

- Seat type: high-back booster, no-back booster or forward-facing only combination with harness strap removed
- In vehicle: in the back seat
- Seat belt: always use a lap and shoulder belt with a booster

Use the shoulder belt adjuster if the belt touches the child's neck. It should cross the collar bone and not touch the neck or be off the shoulder.

STAGE 4: Minimum 4'9"

Your child is ready for the lap and shoulder seat belt if you can answer "yes" to each of the following questions.

1. Is your child 4'9" tall?
 2. Does the lap belt sit low across the upper thighs?
 3. Does the shoulder belt lie across the collar bone, not touching the neck and not off the shoulder?
 4. When the child's bottom is scooted all the way back against the seat, do his or her knees bend at the edge of the seat?
 5. Can the child stay seated that way the entire trip?
- Restraint type: lap and shoulder seat belt
 - In vehicle: children younger than 13 years old always ride in the back seat

Remember Michigan law states that all children under the age of 8 OR shorter than 4'9" must be properly restrained in a child safety seat or booster seat.

All children under the age of 4 must be properly restrained in a rear seating position, if one is available.

For questions and/or appointments please contact the Grosse Pointe Woods Department of Public Safety at (313) 343-2410 or email Detective Ryan Schroerlucke at rschroerlucke@gpwmi.us or Officer Scott Nota at snota@gpwmi.us



2016

Parcells

Holiday Arts & Crafts

Bazaar

Saturday, December 3, 2016

*PARCELLS MIDDLE SCHOOL
20600 MACK AVENUE
GROSSE POINTE WOODS*

9 am – 4 pm

\$3 admission

(\$2 early bird special before 10 am)

Cafe Lunch Available



Child Care \$5/child

(activities/snacks available for 2 years and up)

Parking off Sunningdale behind the school.

***Free shuttles run from GP North High School all day!
707 Vernier Road***